

# MARK LEVINSON +LEXUS DISPLAY

## UPDATING THE IPAD

## AND MARK LEVINSON APPLICATION

### QUICK START UP CHECKLIST

BEFORE STARTING, plug in the unit and charge it for 2-3 hours. For a detailed description of each of these steps see page 2.

1. Access the iPad by inserting a paperclip into the function hole
2. Make sure to **connect** the iPad to your wireless internet
3. Download/update the iOS on the iPad to the most current version.
4. Download/update the Mark Levinson Application to 1.6.1
5. Trust the Developer
6. Launch Mark Levinson Application
7. Activate Guided Access mode

### TROUBLESHOOTING TIPS



» You can access the iPad control button by inserting a paperclip through the hole at the right of the screen

- » Make sure the iPad is plugged in, charged and connected to the internet
- » If the iPad screen is frozen, you may need to remove the iPad from the display and power it off. Hold the power button down and drag the slider to power off. To restart, after 10 minutes, press and hold the power button until you see the Apple logo
- » Occasionally, it may be necessary to refresh the iPad and clear the cache. Open Settings, scroll down and tap Safari. Scroll down and tap Clear History and Website Data.
- » The iPad Settings icon might be located inside a folder on the iPad
- » Each download may take more than 30 minutes depending on your network speed
- » Make sure to update the iOS **BEFORE** updating the Mark Levinson Application
- » Delete the existing application entirely and download the new application
- » Guided Access mode must be reactivated. It will restrict users of the iPad to the Mark Levinson Application



# DETAILED START UP CHECKLIST

**BEFORE STARTING**, plug in the unit and charge it for 2-3 hours.

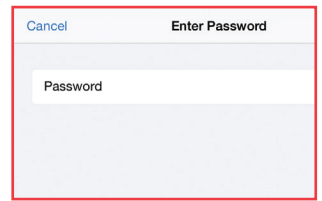
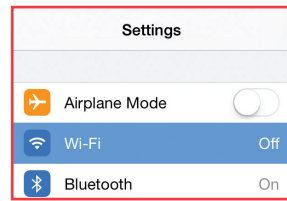
## 1 Access the iPad using a paperclip

- » Press a paperclip into the function hole to the right of the screen
- » The Home Button will take you to the home screen
- » You may need to slide on the screen to unlock the iPad




## 2 Make sure to connect the iPad to your wireless internet.

- » Start at the Home screen
- » Select the Settings icon
- » Select and turn on WiFi
- » Connect to your wireless internet



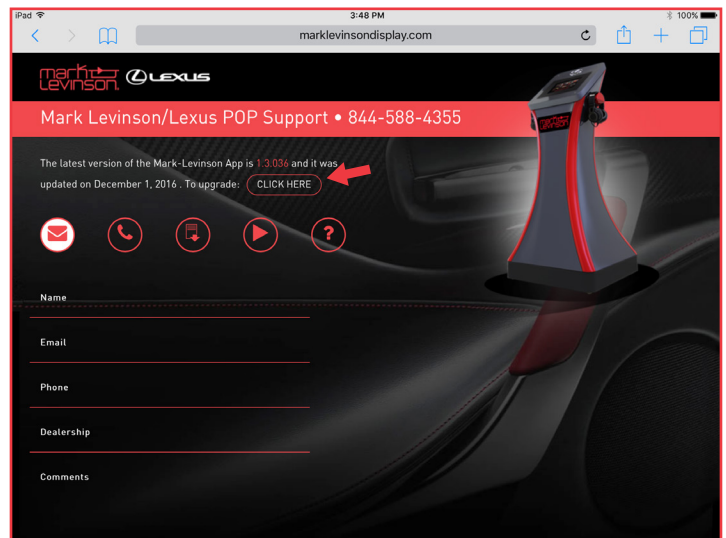
## 3 Download/update the iOS on the iPad to the most current version.



- » Locate and tap the Settings icon
- » Tap General in the left column
- » Tap Software Update in the right column
- » Follow the directions to download and update the iOS
- » Do not download the Mark Levinson Application until the iOS has updated

## 4 Download/update the Mark Levinson Application to 1.6.1

- » Go to [www.marklevinsondisplay.com](http://www.marklevinsondisplay.com)
- » Tap the **Click Here** button to upgrade
- » After clicking to upgrade the page will not change.
- » Tap the home button and return to the home screen
- » You will see the application download in progress.



# DETAILED START UP CHECKLIST

## 5 Trust the Developer - Gardner Automotive Communications

- >> **AFTER** downloading the Mark Levinson application you will see this message:  
*"Untrusted Enterprise Developer "iPhone Distribution: Gardner Automotive Communications, Inc." has not been trusted on this iPad. Until this developer has been trusted, their enterprise apps will not be available for use."*
- >> Click **CANCEL**
- >> Go to Settings...then General...Device Management
- >> Go to Gardner Automotive Communications, Inc.
- >> Click on: "Trust the Developer - Gardner Automotive Communications"
- >> A window will pop up saying:  
*Trust "iPhone Distribution: Gardner Automotive Communications, Inc." Apps on this iPad. Trusting will allow any app from this enterprise developer to be used on your iPad and may allow access to your data.*
- >> Click "Trust". You will see the "ML-Lexus" App is "Verified"

## 6 Launch the Mark Levinson Application by tapping the icon.



ML-Lexus

## 7 Activate Guided Access mode: Press the paper clip three times to activate/deactivate Guided Access mode. **The default password is 0000.**

Press START in the top right corner to lock the iPad in Guided Access.

---

### ONLINE SUPPORT

Please visit [www.MarkLevinsonDisplay.com](http://www.MarkLevinsonDisplay.com) to download application updates or additional instructions, watch an instruction video on how to set up the display, read frequently asked questions or submit a question of your own.

### CALL US

To speak with an in-person concierge, call the toll-free support hotline at **1-844-588-4355** or email [support@marklevinsondisplay.com](mailto:support@marklevinsondisplay.com).